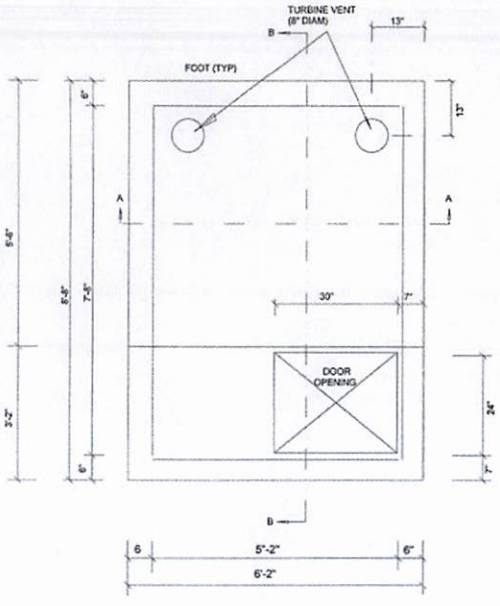

TOP VIEW

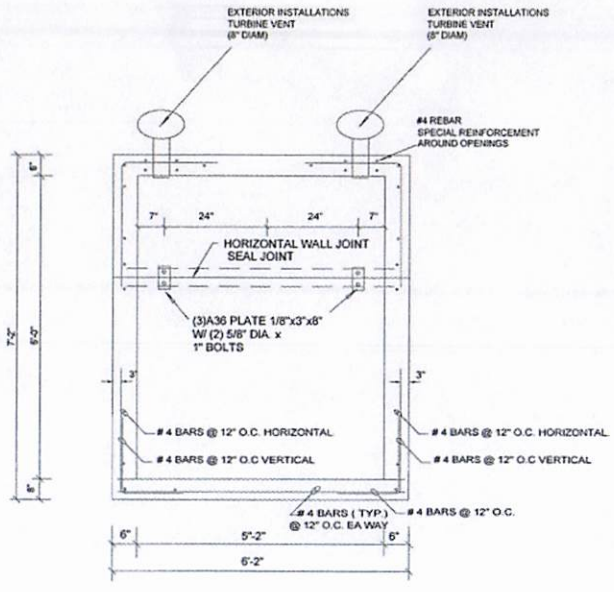

SECTION A-A

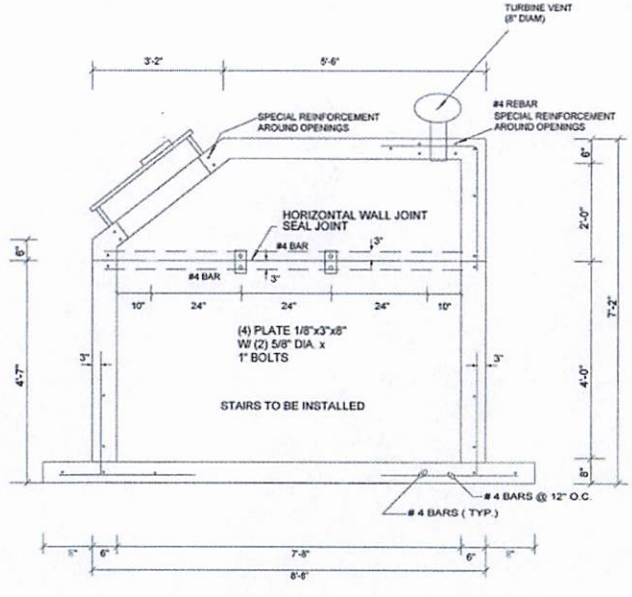

SECTION B-B

Inside dims: 5'2" x 7'8" x 6'

NOTE:

1. STORM SHELTER MEETS OR EXCEEDS FEMA 320 AND ICC-300 STANDARDS, LATEST EDITION.
2. ALL RE-INFORCEMENT BARS TO BE #4 UNLESS OTHERWISE NOTED.
3. ALL BACKFILL TO BE COMPACTED TO A MINIMUM OF 95% STANDARD PROCTOR DENSITY.
4. ALLOWABLE NET SOIL BEARING PRESSURE: 2500 PSF (ASSUMED).
5. ALL CONRETE WORK TO BE IN ACCORDANCE WITH ACI 318.
6. ALL WELDING SHALL CONFORM TO AWS D11.
7. ALL BOLTS SHALL COMPLY WITH ASTM A307.
8. STRUCTURAL STEEL SHAPES, PLATES AND BARS SHALL COMPLY WITH ASTM A36.
9. MINIMUM COMPRESSIVE STRENGTH OF CONCRETE SHALL BE 5000 PSI AT 28 DAYS, UNLESS OTHERWISE NOTED.
10. ALL STEEL TO BE ASTM A615, GRADE 40.
11. THE CONTRACTOR SHALL VERIFY AND COORDINATE ALL DIMENSIONS AND QUANTITIES PRIOR TO STARTING CONSTRUCTION.
12. THE CONSTRUCTION DRAWINGS SHALL NOT BE SCALED. THE DIMENSIONS APPLY.
13. IF THERE IS A CONFLICT AMONG THE GENERAL NOTES, SPECIFICATIONS AND THE PLANS, THE ORDER OF PRECEDENCE IS NOTES, THEN SPECIFICATIONS AND THEN PLANS.
14. THE DRAWINGS REPRESENT THE FINISHED STRUCTURE. THE CONTRACTOR IS SOLELY RESPONSIBLE FOR PROVIDING ALL MEASURES NECESSARY TO ENSURE THAT THE STRUCTURE IS PROTECTED DURING CONSTRUCTION. THESE MEASURES INCLUDE (BUT ARE NOT LIMITED TO) SHORING AND BRACING FOR CONSTRUCTION LOADS AND WORKER SAFETY PURPOSES.
15. THE FEDERAL EMERGENCY MANAGEMENT AGENCY (FEMA) REQUIRES THAT THE IN-GROUND STORM SHELTER SHOULD NOT BE INSTALLED IN AREAS OF EXPANSIVE CLAY OR HIGH WATER TABLE OR IN AREAS THAT ARE FLOOD PRONE.
IT IS ADVISED NOT TO USE THIS SHELTER IN A FEMA FLOOD ZONE. THE CONTRACTOR SHOULD DETERMINE THE MAXIMUM WATER TABLE DEPTH. IF THE WATER TABLE CANNOT BE DETERMINED, THE SHELTER WILL NEED ADDITIONAL ANCHORING TO PREVENT THE STRUCTURE FROM FLOATING OUT OF THE GROUND.
16. SPACE REQUIRED INSIDE IN-GROUND SHELTER IS A MINIMUM OF 5 SQ.FT. PER PERSON.
17. THE DESIGN IS BASED ON GENERAL REQUIREMENTS LAID DOWN BY THE FEDERAL EMERGENCY MANAGEMENT AGENCY (FEMA) AND IT IS INTENDED TO PROVIDE HIGH DEGREE OF OCCUPANT PROTECTION DURING SEVERE WINDSTORMS. BECAUSE IT IS NOT POSSIBLE TO PREDICT OR TEST ALL CONDITIONS THAT MAY OCCUR DURING DEVERE WINDSTORMS, OR CONTROL THE QUALITY OF CONSTRUCTION, AMONG OTHER THINGS, THE DESIGNER DOES NOT WARRANT THE DESIGN, OPERATION, DURABILITY OR FITNESS FOR USE.
18. THE CONTRACTOR SHOULD PROVIDE MEANS OF ACCESS TOTHE SHELTER ACCORDING TO THE LOCAL BUILDING CODE REQUIREMENTS.
19. THE SHELTER SHOULD NOT BE LOCATED CLOSE TO THE OBJECTS, WHICH CAN FALL OVER THE SHELTER ROOF AND EXERT IMPACT FORCE ON IT.
20. THE DESIGN IS BASED ON THE LOADS AND SOIL CHARACTERISTICS SHOWN IN THE DESIGN DATA. IF ANY OF THE DESIGN PARAMETERS OR BUILDING GEOMETRY CHANGE THE DESIGN SHOULD BE REVIEWED FOR ADEQUACY.
21. THE CONTRACTOR IS RESPONSIBLE FOR PROVIDING ADEQUATE GRADES FOR PROPER WATER DRAINAGE DURING AND AFTER CONSTRUCTION.
22. THE SHELTERS WILL WITHSTAND SOIL LOADS BASED ON ANY SOILS EXPECTED IN OKLAHOMA. ROCKS AND OTHER MATERIALS THAT MAY DAMAGE AND WILL NOT COMPACT TO 95% STANDARD DENSITY CANNOT BE PLACED AGAINST THE WALLS OF THE STRUCTURE.
23. THE SHELTERS ARE WATERPROOF SINCE THEY HAVE A WATERPROOFING AGENT ADDED TO THE CONCRETE MIX.
24. THE SHELTERS WILL NOT FLOAT BASED ON CALCULATIONS THAT DO NOT INCLUDE THE BACK FILL TO OFFSET THE FLOTATION.
25. JOINT SEALANT, SELF LEVELING CONSTRUCTION SEALANT. FILL WALL WIDTH AND CONTINUOUS FOR THE ENTIRE PERIMETER.



17 MAY 2013

REGISTERED PROFESSIONAL ENGINEER SEAL

Storm Shelter 6x8 Slant Top

ALLEGIANT
[precast concrete]
10763 S 257th E Ave Broken Arrow, OK 74014
Phone: 918.486.6227 Fax: 918.486.5912